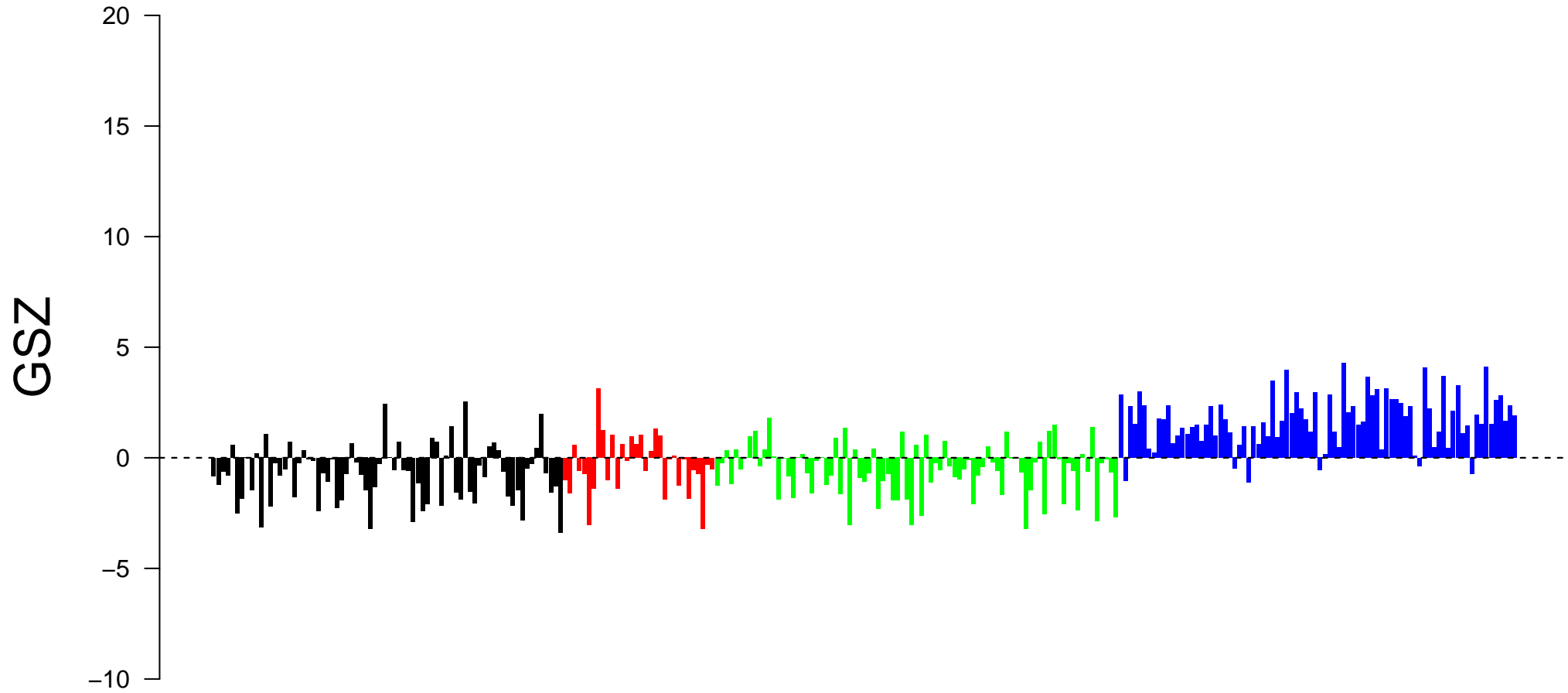
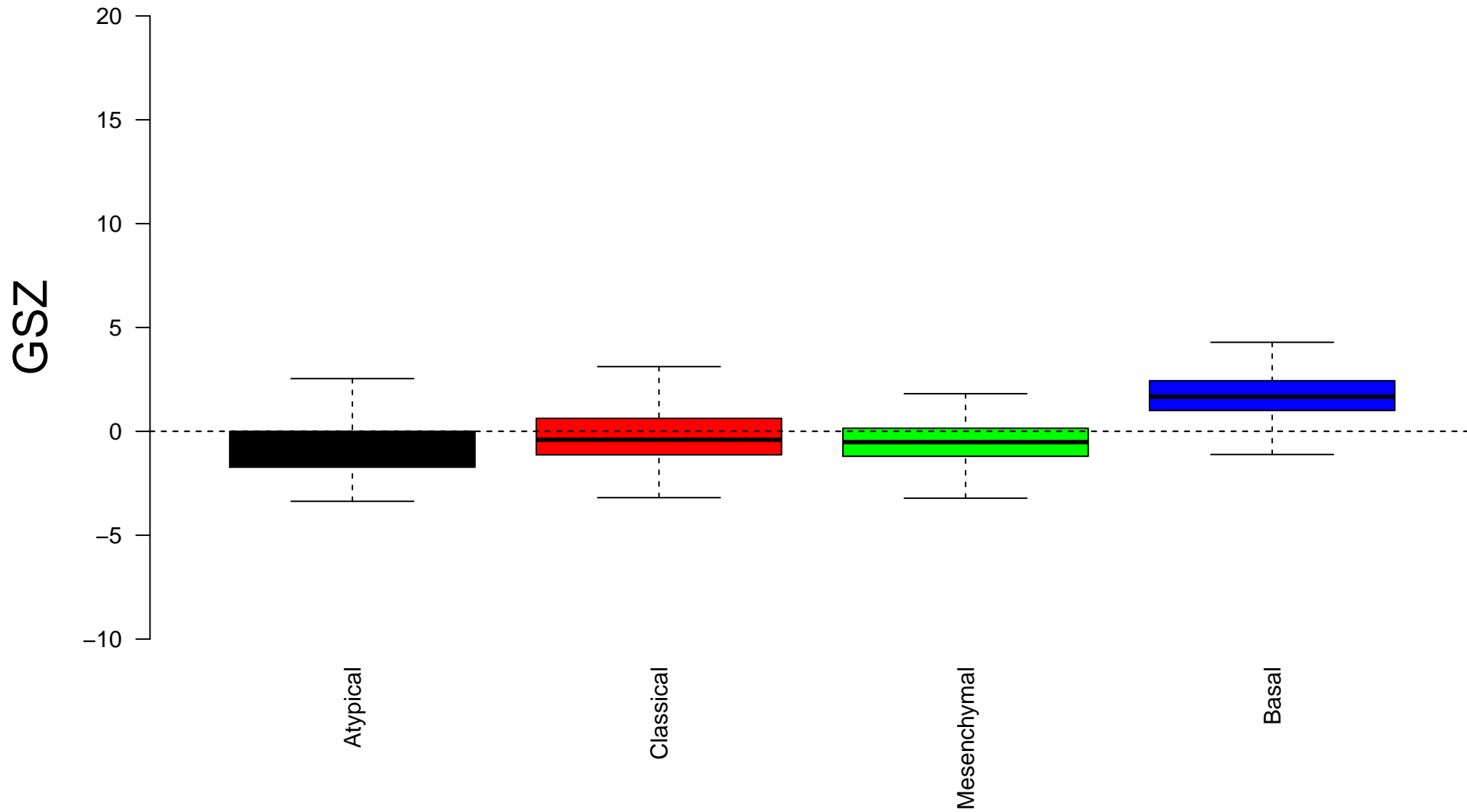


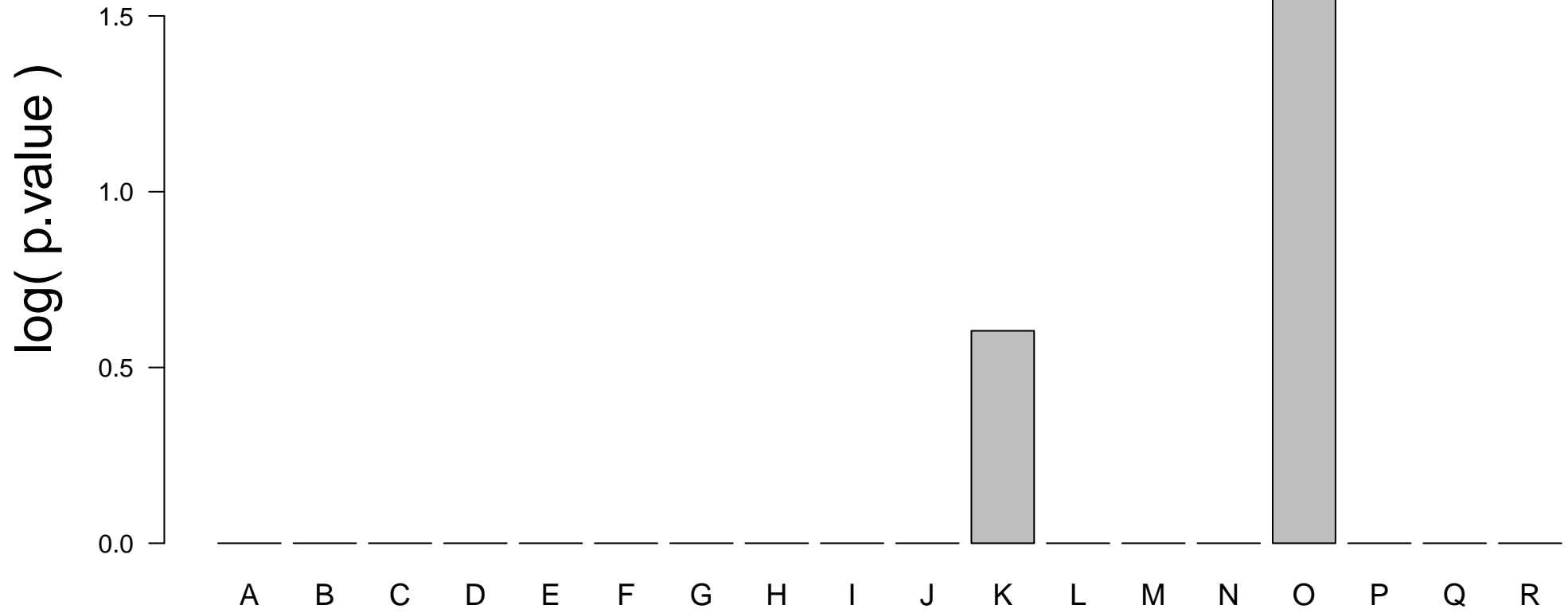
CLAUS_PGR_POSITIVE_MENINGIOMA_UP



CLAUS_PGR_POSITIVE_MENINGIOMA_UP



Enrichment in spots: CLAUS_PGR_POSITIVE_MENINGIOMA_UP



Expression of CLAUS_PGR_POSITIVE_MENINGIOMA_UP in Spot A

Δe

1.5

1.0

0.5


0.0

-0.5


-1.0



Expression of CLAUS_PGR_POSITIVE_MENINGIOMA_UP in Spot B



Expression of CLAUS_PGR_POSITIVE_MENINGIOMA_UP in Spot C



Expression of CLAUS_PGR_POSITIVE_MENINGIOMA_UP in Spot D

Δe

1.5

1.0

0.5

0.0

-0.5

-1.0



Expression of CLAUS_PGR_POSITIVE_MENINGIOMA_UP in Spot E

Δe

1.5

1.0

0.5


0.0

-0.5

-1.0



Expression of CLAUS_PGR_POSITIVE_MENINGIOMA_UP in Spot F



Expression of CLAUS_PGR_POSITIVE_MENINGIOMA_UP in Spot G

Δe

1.5

1.0

0.5


0.0

-0.5


-1.0




Expression of CLAUS_PGR_POSITIVE_MENINGIOMA_UP in Spot H



Expression of CLAUS_PGR_POSITIVE_MENINGIOMA_UP in Spot I



Expression of CLAUS_PGR_POSITIVE_MENINGIOMA_UP in Spot J



Expression of CLAUS_PGR_POSITIVE_MENINGIOMA_UP in Spot K

Δe

1.5

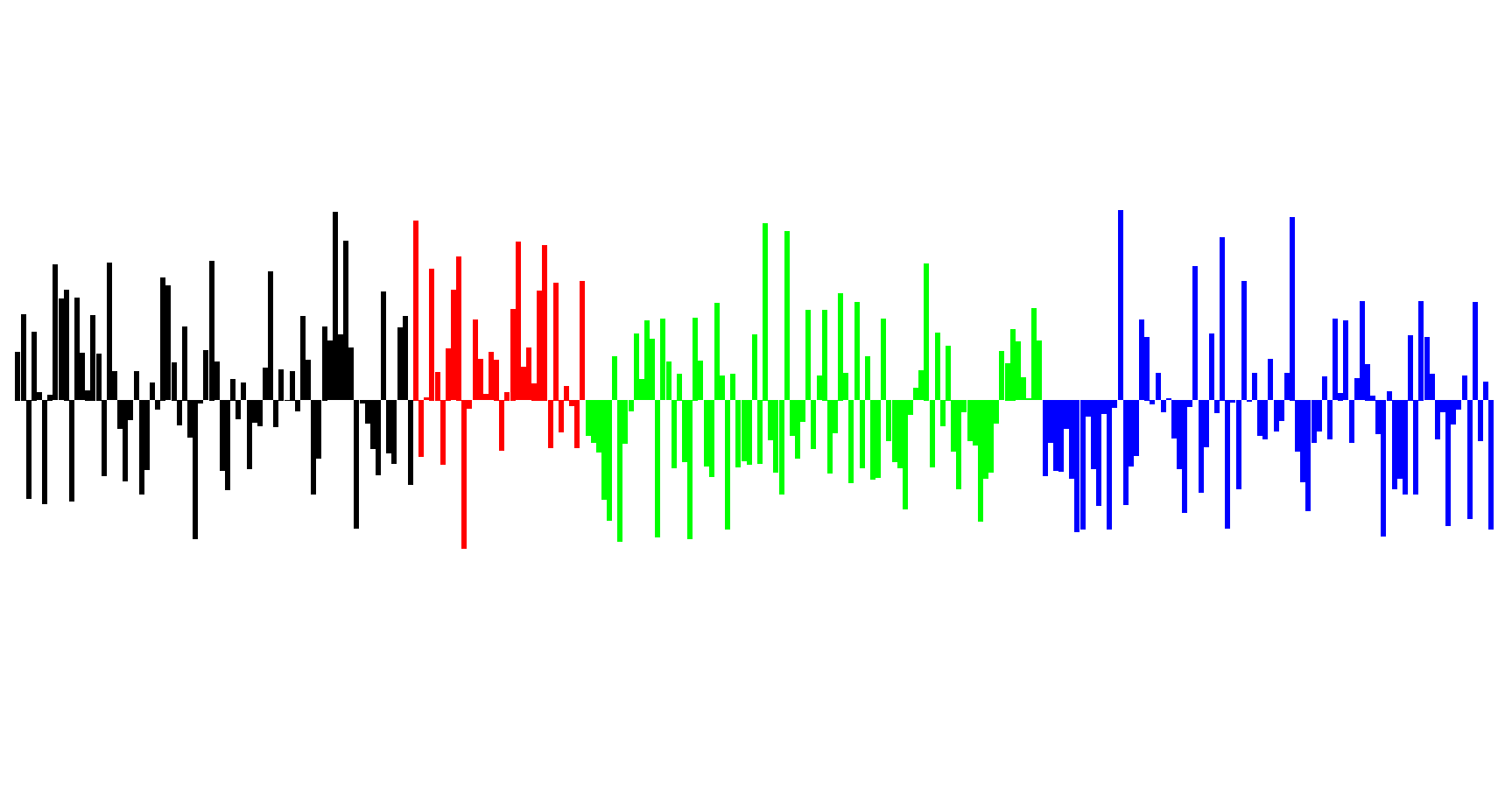
1.0

0.5

0.0

-0.5

-1.0



Expression of CLAUS_PGR_POSITIVE_MENINGIOMA_UP in Spot L

Δe

1.5

1.0

0.5

0.0

-0.5

-1.0



Expression of CLAUS_PGR_POSITIVE_MENINGIOMA_UP in Spot M

Δe

1.5

1.0

0.5

0.0

-0.5

-1.0



Expression of CLAUS_PGR_POSITIVE_MENINGIOMA_UP in Spot N

Δe

1.5

1.0

0.5

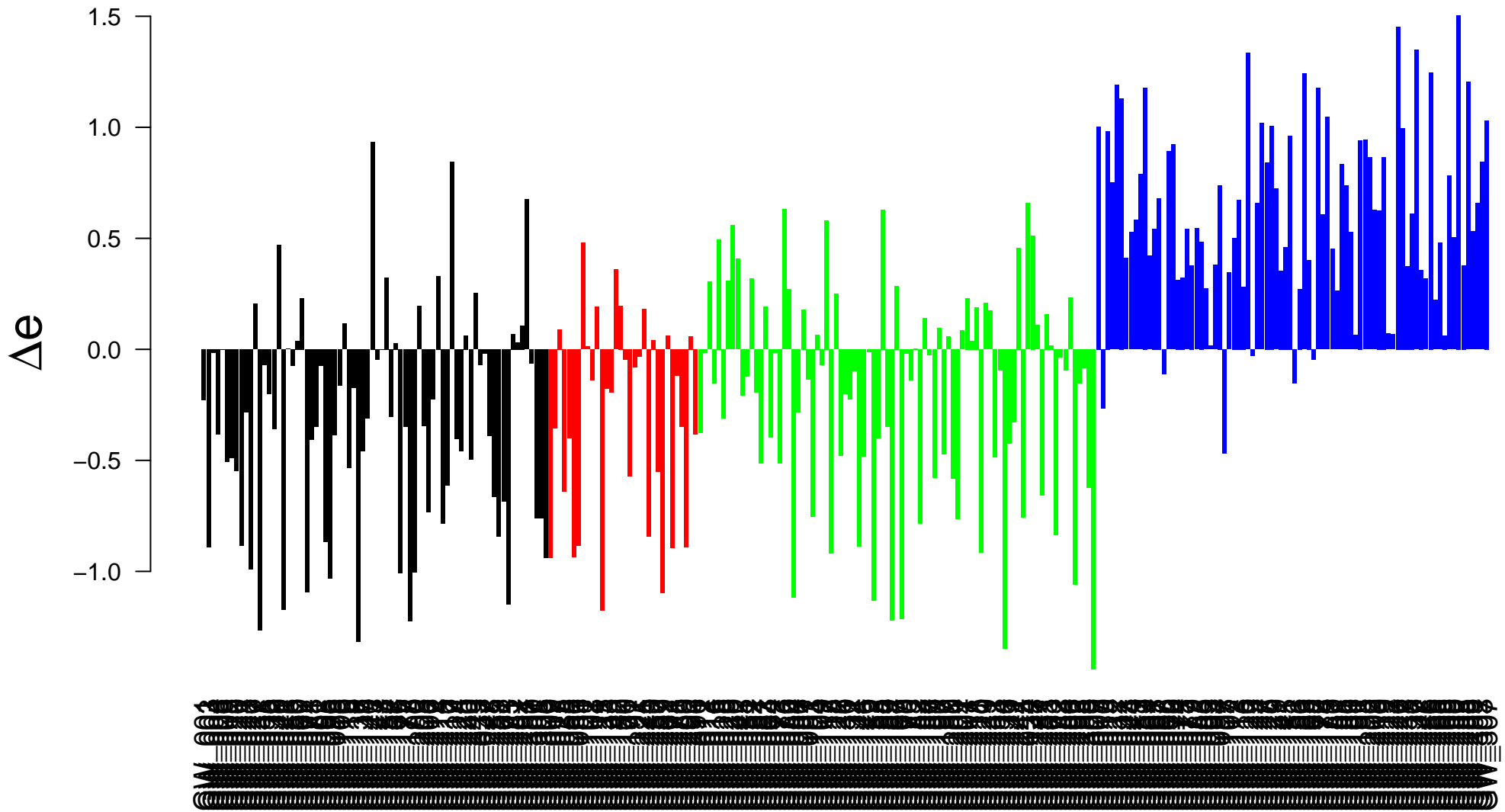
0.0

-0.5


-1.0




Expression of CLAUS_PGR_POSITIVE_MENINGIOMA_UP in Spot O



Expression of CLAUS_PGR_POSITIVE_MENINGIOMA_UP in Spot P



Expression of CLAUS_PGR_POSITIVE_MENINGIOMA_UP in Spot Q



Expression of CLAUS_PGR_POSITIVE_MENINGIOMA_UP in Spot R

Δe

1.5

1.0

0.5

0.0

-0.5

-1.0

